

# AZ JUDICIAL CONFERENCE

*Evidence in Action:  
Scaling  
Researcher-  
Practitioner  
Partnerships to  
Transform Juvenile  
Justice*



# Arizona Judicial Conference 2026

Dr. Adam Fine, Director, Youth Justice Lab

Michaella Aguilar Heslin, Deputy Chief, Maricopa County Juvenile

Hon. Lori Bustamante, Maricopa County Juvenile Presiding Judge

# **Evidence in Action: Scaling Researcher- Practitioner Partnerships to Transform Juvenile Justice**

*Collaborative Partnerships using data-driven insights to improve youth outcomes and community safety*

- Project Restore: My Record and My Rights
- New Juvenile Probation Terms and Conditions
- Teen Intervene
- ASU Universal Learner Credits
- FORGE Model

# **Project Restore: My Record and My Rights**



**True  
or  
False**

In AZ, members of the public can request and access someone's juvenile record.

**True  
or  
False**

In AZ, you need to pay to get your juvenile record destroyed.

# Key Terms

**Destruction of  
Records**

**Set Aside an  
Adjudication**

**Restoration of  
Rights**

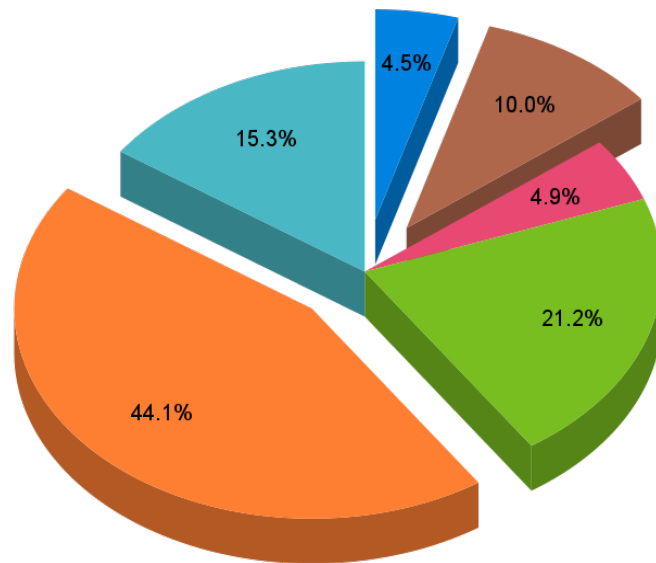
**Marijuana  
Expungement**

# How many people are eligible in Maricopa County alone?

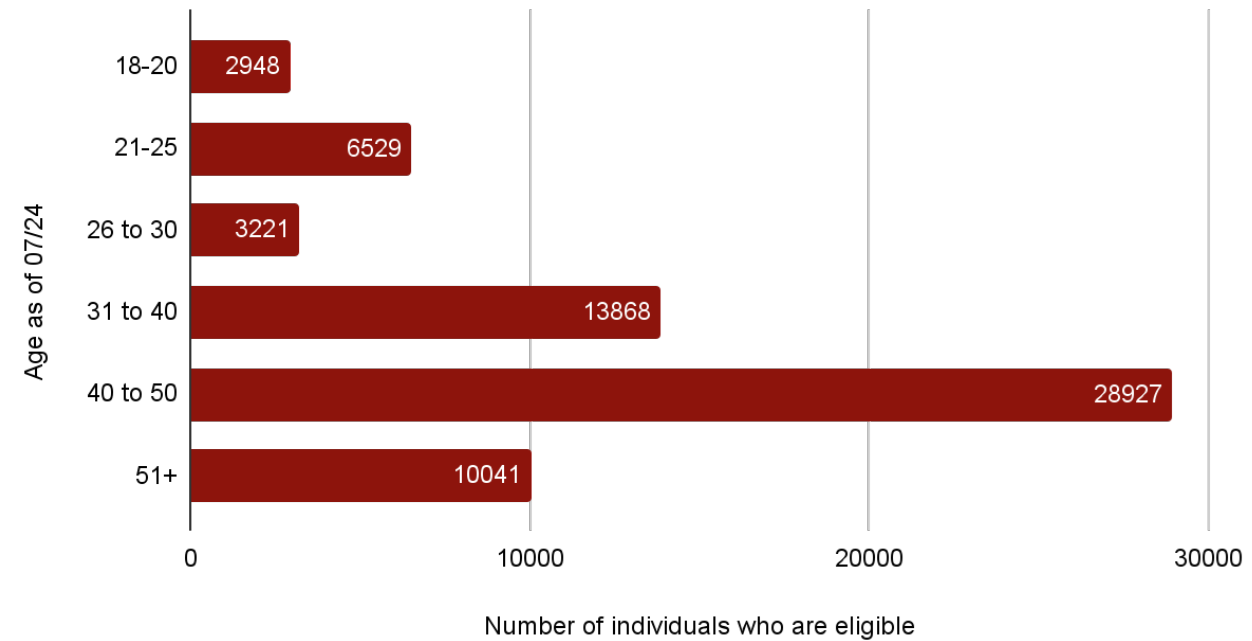
## Percent of People Who are Eligible

65,000+ Potentially Eligible Persons

- 18-20
- 21-25
- 26 to 30
- 31 to 40
- 40 to 50
- 51+



## Breakdown of Eligibility Over the Years




**Collaborated to make the  
process easier**





# Destruction of Records

## Youth Justice Lab Projects

YJL Home
People
Projects 
Overview
Virtual Tutoring
Journey
Probation
Maricopa Destruction of Records
Resources
Contact

## Do you have a juvenile delinquency record in Maricopa County?

You might be eligible for:

- destruction of records
- restoration of civil rights
- set aside of a juvenile adjudication
- expungement of marijuana offenses.

## This page can help you learn about and start that process.

- This process is completely FREE.
- The content on this page is only for JUVENILE records in MARICOPA County.

# Step 1

## ***Check if you have an outstanding warrant with the Superior Court of Arizona in Maricopa County.***

1. Check if you have an outstanding warrant with the Superior Court of Arizona in Maricopa County. Contact the [Criminal Department about Warrants](#). You can call them or email them. You can't file for a juvenile records destruction if you have an outstanding warrant. You **must** complete this step and clear anything up before trying to clear your record.

- Phone: (602) 506-8575
- Email: [crpublicquestion@superiorcourt.maricopa.gov](mailto:crpublicquestion@superiorcourt.maricopa.gov)

# Step 2

## Obtain JV Record

### 2. Get your record

- Download and fill out this [form](#).
- Then, email your completed form to the Maricopa County Juvenile Probation Department: [juvenilerecordsrequests@jbazmc.Maricopa.gov](mailto:juvenilerecordsrequests@jbazmc.Maricopa.gov). They will do a records check and return a Public Profile, which is a summary of your juvenile legal or probation records.



### SUPERIOR COURT • JUVENILE PROBATION DEPARTMENT Maricopa County

DURANGO FACILITY – 3125 West Durango Phoenix, AZ 85009-6292 – (602) 506-4011 – (602) 506-4143 (TTD)  
SOUTHEAST FACILITY – 1810 South Lewis Street Mesa, AZ 85210-6234 – (602) 506-2619 – (602) 506-2260 (TTD)

ERIC MEAUX – Chief Juvenile Probation Officer

#### REQUEST FOR RECORD CHECK

#### MARICOPA COUNTY JUVENILE PROBATION

The information requested below is necessary in order for a record check to be performed by the Maricopa County Juvenile Probation Department. This office is only able to check for matters handled through the Maricopa County Juvenile Court or the Diversion Program provided in conjunction with the Maricopa County Juvenile Court system. Information for other states or other Arizona counties would have to be requested and obtained from the appropriate entities. Individuals may be instructed to contact the Clerk of the Court in order to obtain information related to some juvenile matters. Items marked with an asterisk (\*) are required and you **MUST INDICATE** how you want this information returned to you.

\*Today's Date: \_\_\_\_\_ \*Juvenile's File No. (if known): F# \_\_\_\_\_  
\*Juvenile's Full Name: \_\_\_\_\_ \*Date of Birth: \_\_\_\_/\_\_\_\_/\_\_\_\_  
\*Reason for Request: \_\_\_\_\_ Social Security No.: \_\_\_\_\_  
\*Requestor's Name: \_\_\_\_\_ Relationship to Juvenile: \_\_\_\_\_

# Step 3

## Check the Eligibility Tool

### 3. Find out if you're eligible

- Try [our eligibility tool here](#) (it is free and completely anonymous). It can help you determine if you may be eligible. Need help? Check out the [video guide](#) on how to use the tool.
- The [Superior Court Website](#) also has documents that explain what may make you eligible or ineligible.

English ▼

**The Juvenile Records Eligibility Tool**

For Spanish, click the box at the top of the page. (Por Español, haga clic en el cuadro de la parte superior de la página)

**What is this tool?**

- This tool will help you learn if you might be eligible to get your record destroyed, get your adjudication set aside, get your record expunged, or get your civil rights restored in Maricopa County for a juvenile offense. This is NOT for adult offenses.

**Is it legal advice?**

- No. It is not legal advice.

**What happens if it says I'm eligible? What if I'm not eligible?**

- You will be able to follow a link to another tool that can tell you what you could do next.

**Is it anonymous?**

- 100%. This does not collect anything identifying about you. We don't ask for your name, address, phone number, IP address, or anything identifying about you.

# Step 4

## Fill out the right application

### 4. Fill out the application form.

- Go to this [Superior Court Website](#). It has:
  - Application Forms. Download and fill out the forms. You will then submit them to the court.
    - Destruction of Records: [English](#) [Español](#)
    - Set Aside an Adjudication: [English](#) [Español](#)
    - Restore Civil Rights: [English](#) [Español](#)
    - Expunge Marijuana: [English](#) [Español](#)
  - **Application Guides**. These documents explain how to fill out your application(s).

# Step 5

## File!

**File your completed application. You've got three options:**

- Electronic filing process. You can file electronically and for free whenever you want. Check out the video guides: English En Español
- In-person filing process. You can always show up in person with your application in hand. It is also free. Check out the video guides: English En Español
- In-person events. There are in-person events held by the Superior Court to help you get your records destroyed or civil rights restored. They will be posted here when announced.

# Walkthrough Videos

ASU School of Criminology and Criminal Justice Arizona State University

Y J L YOUTH JUSTICE LAB

## Maricopa County Juvenile Records: E-filing Application Walkthrough

*Created by the Youth Justice Lab at ASU*

More info here!

0:01 / 4:39

Maricopa County: E file Walkthrough

YouthJusticeLab ASU

158 views 8 months ago

Do you have a juvenile delinquency or diversion record in Maricopa County?

This screenshot shows a YouTube video player interface. At the top left is the ASU logo and the text 'School of Criminology and Criminal Justice Arizona State University'. At the top right is the 'Y J L YOUTH JUSTICE LAB' logo. The main content area features the title 'Maricopa County Juvenile Records: E-filing Application Walkthrough' and a subtitle 'Created by the Youth Justice Lab at ASU'. A QR code is visible on the right side with the text 'More info here!'. The video player controls show a progress bar at 0:01 / 4:39. Below the video, the channel name 'Maricopa County: E file Walkthrough' is displayed, along with the channel logo 'YouthJusticeLab ASU' and buttons for 'Analytics' and 'Edit video'. Engagement icons for likes (0), comments, share, and download are present. At the bottom, it shows '158 views 8 months ago' and a question: 'Do you have a juvenile delinquency or diversion record in Maricopa County?'.

ASU School of Criminology and Criminal Justice Arizona State University

Y J L YOUTH JUSTICE LAB

JUVENILE PROBATION BE THE CHANGE

## Project Restore: My Records, My Rights

In-person Filing Walkthrough

0:00 / 2:18

### My Rights, My Records Walkthrough

Unlisted

Juvenile Probation Communication

14 subscribers

This screenshot shows a YouTube video player interface. At the top left is the ASU logo and the text 'School of Criminology and Criminal Justice Arizona State University'. At the top right is the 'Y J L YOUTH JUSTICE LAB' logo. The main content area features the title 'Project Restore: My Records, My Rights' and a subtitle 'In-person Filing Walkthrough'. At the bottom right is the 'JUVENILE PROBATION BE THE CHANGE' logo. The video player controls show a progress bar at 0:00 / 2:18. Below the video, the channel name 'My Rights, My Records Walkthrough' is displayed, along with the channel logo 'Juvenile Probation Communication' and a 'Subscribe' button. Engagement icons for likes (0), comments, share, and download are present. At the bottom, it shows '14 subscribers'.

Slide by Mercedes Tang of the YJL, in consultation with the Maricopa County Office of the Public Advocate

# Filing for Expungement



- ❖ Expungement is slightly different
  - If the individual was not formally adjudicated, they may *not* file online
- ❖ Forms at <https://www.azcourts.gov/prop207>
  - Three different forms
    - Municipal
    - Superior
    - Juvenile

# Special Cases/Unusual Scenarios

- ❖ Contact last known attorney
- ❖ Community Legal Services
  - Adult cases, marijuana, etc.
- ❖ Law Library Resource Center (LLRC)
  - Help act as non-legal guides and point in the right direction

# **New Juvenile Probation Terms and Conditions**





# Why Shorten & Restructure Terms?

Shortening and restructuring juvenile probation terms promotes both probation transformation goals: reducing the population of youth on probation and using their time on probation more effectively. In short, there are three primary reasons to shorten and restructure probation terms.

- **(1) Minimize Harm to Youth**
- **(2) Use Limited Resources Efficiently**
- **(3) Advance Racial Equity**

*Practice Guide: Transforming Juvenile Probation, Restructuring Probation Terms to Promote Long-Term Success (2021)*



# Starting the Process

In partnership with the Council of State Governments (CSG) Justice Center, the Maricopa County Juvenile Court and Probation Department reviewed, modified, and implemented an alternative version of the Uniform Conditions of Probation. This research supported initiative was part of a broader statewide collaboration with the Administrative Office of the Courts and four other counties: Cochise, Pinal, and Yuma.

The initiative was driven by the need to better align probation conditions and responses to non-compliance with current research, best practices, and the developmental needs of youth. The initiative also supports the current Strategic Agenda Goal 3.3: Probation Supervision. The overarching goal is to shift from a compliance-focused, punitive model to a supportive, individualized, and evidence-based approach that promotes strengths, youth success, and system equity while maintaining appropriate accountability.

# Terms of Probation: Prior to Implementation



**Policy and Practice Review:** A thorough review of court rules, policies, and data, informed by listening sessions with judges, attorneys, probation staff, youth, families, and community stakeholders.



**Data Analysis:** The CSG Justice Center conducted a five-year case-level analysis, examining demographics, risk and need assessments, referrals, technical violations, supervision levels, residential placements, and commitments.




**Stakeholder Engagement:** Virtual listening sessions revealed that current probation conditions were often unrealistic, overly punitive, and not conducive to positive behavior change. Stakeholders emphasized the need to distinguish between those behaviors that are desirable and those that clearly compromise public safety.



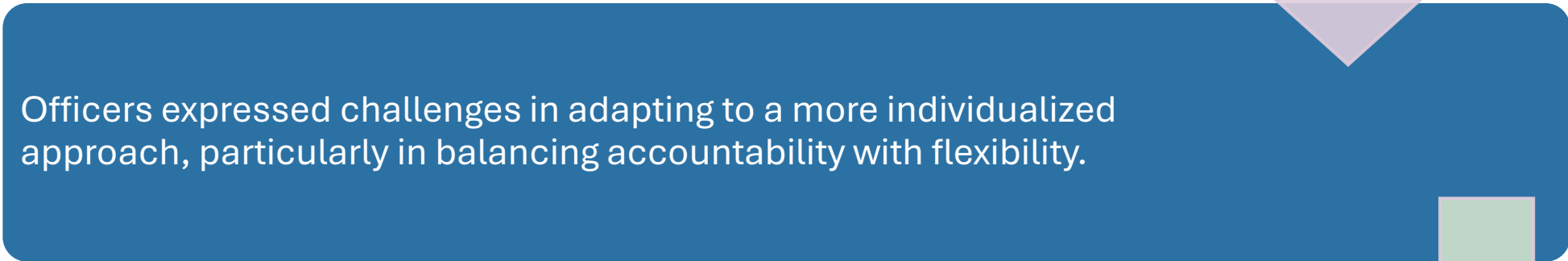
**Training and Strategic Planning:** On-site education and planning sessions helped local teams develop action plans rooted in research and stakeholder feedback.

# ASU Youth Justice Lab Surveys with Probation Officers

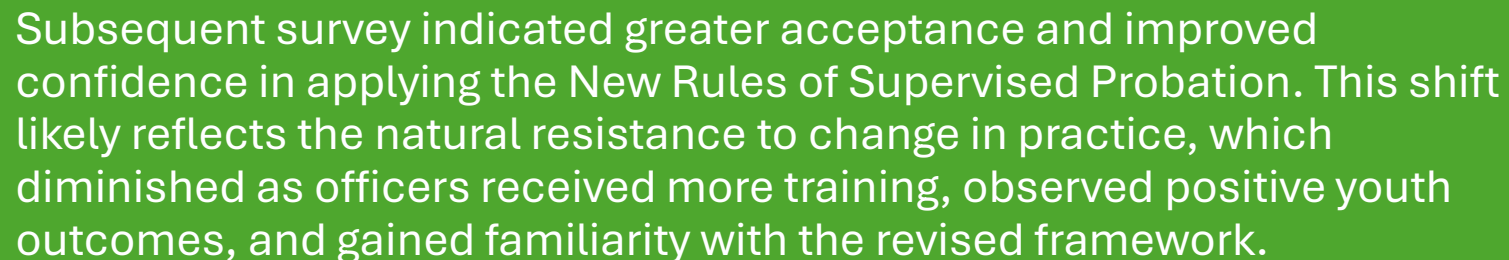
Initially response during early implantation were less than favorable highlighting concerns about the clarity of the new conditions, perceived loss of structure, and uncertainty around enforcement expectations.



Officers expressed challenges in adapting to a more individualized approach, particularly in balancing accountability with flexibility.



Subsequent survey indicated greater acceptance and improved confidence in applying the New Rules of Supervised Probation. This shift likely reflects the natural resistance to change in practice, which diminished as officers received more training, observed positive youth outcomes, and gained familiarity with the revised framework.



# New Terms of Probation

Reduced the list of 14 terms of probation to

4 “do” behaviors and

5 “don’t” behaviors

More age-appropriate language and easily understandable format

Pilot Implementation: The New Rules of Supervised Probation were launched in Maricopa County on October 1, 2024 through an AO

# RULES OF SUPERVISED PROBATION

SUPERIOR COURT OF ARIZONA IN MARICOPA COUNTY

Juvenile Department

I have been placed on Standard Probation Supervision. I have been adjudicated delinquent of \_\_\_\_\_, a misdemeanor.

My probation starts today and ends on \_\_\_\_\_. While on probation, I will live with \_\_\_\_\_ at \_\_\_\_\_.

Probation lasts more than 12 months, and the Court has made findings on the record pursuant to A.R.S. § 8-341(B).

Probation lasts past the age of 18 pursuant to A.R.S. § 8-202 (H).

## DOs

- ✓ **1. Do stay busy.**  
Do good things every week, like going to school/tutoring, work, community service, counseling, and treatment.
- ✓ **2. Do listen to your Probation Officer and do all the activities they tell you to do.**  
Your Probation Officer will give you written instructions to follow.
- ✓ **3. Do tell your probation officer** if you move to a new home, change your address, or get a new phone number. You must do this within 24 hours. Remember, you can't run away from home. If you're having any problems at home, talk to your probation officer.
- ✓ **4. Do stay in Arizona.** You have to ask your probation officer for permission to leave Arizona. If you don't hear back, the answer is no.

## DON'Ts

- ✗ **5. Don't break the law.**  
If the police talk to you or take you somewhere, you must tell your probation officer either that day or the next day.
- ✗ **6. Don't do drugs or drink alcohol.**  
You might get tested for drug and alcohol use.
- ✗ **7. Don't have any weapons or drugs.**  
Your probation officer can check you or your home for anything that is against the law. Sometimes they may even bring a special dog trained to help find things that aren't allowed.
- ✗ **8. Don't contact anyone in a gang.**  
Don't hang out with people that are in gangs. Don't be in a gang or do things for a gang. Don't have anything from a gang with you or at your home.
- ✗ **9. Don't have contact with** the victims/victim's property, anyone else who was charged with you, anyone who is on probation, and N/A. The exceptions are that you can have contact with: None.

# Preliminary Conclusions

The early data suggests that the revised probation terms are contributing to:

A modest but meaningful reduction in VOP filings.

Fewer commitments to ADJC, aligning with best practices for handling technical violations.

Increased use of probation as a response, reinforcing the department's shift toward supportive, community-based supervision.

Stable violation rates, even with more individualized and less punitive conditions.



These outcomes are consistent with the goals of rethinking probation: reducing unnecessary system involvement, promoting youth success, and using data-driven, proportionate responses to violations.

The background of the image shows a close-up of two hands interacting with technology. One hand is holding a smartphone, while the other is pointing at a tablet device. The scene is dimly lit, with a blueish tint, suggesting an indoor setting like a classroom or office. The text is overlaid on this background.

# **Maricopa County Juvenile Detention**

## **Teen Intervene**

# Adolescent Substance Use

---



- Youth substance use is increasing nationally and within Maricopa County, driven in part by marijuana legalization, higher-potency products, and the opioid epidemic.
- Substance use negatively impacts youth well-being, education, and long-term outcomes.
- During assessments in Maricopa Detention, a high rate of youth reported some level of substance use.
- Annually, we detain more than 2,000 youth per year.

# Adolescent Substance Use

---

- Brain development (*impulse, reward*)
- Coping with trauma\*, stress, or mental health issues
  - \*Trauma and control: numb feeling, regain a sense of control, escape overwhelming situations
- Peer influence and belonging
- Boredom (*lack of structure or supervision*)
- Family modeling and access
- Identity exploration and independence
- Performance pressure
  - Academic, sports/social, using to relax, focus, sleep

# Detention is a Critical Intervention Point

---



1. Detention creates a natural pause.
2. Youth are more receptive after consequences; they become a captive audience for interventions and teachable moments.
3. Detention forces engagement with adults.
4. It separates youth from using environments.
5. Substance use is often tied to the youth's offense.
6. Detention can be a gateway to services and support.



# Teen Intervene

---

- 4-week, **evidence-based** substance use reduction program for youth detained in Maricopa County ages 12–18
- Utilizes Cognitive Behavioral Therapy, Motivational Interviewing, and the Stages of Change model
  - *Optional parent/guardian participation to support youth engagement*
- Coordinated care with Probation Officers and referrals as needed upon release
- Youth can participate in Journey.do educational programming regarding substance use to earn certificates
- Includes health education by a Registered Nurse and opportunities for additional substance-use certificates

# Criteria for Participation



Detained 12-18 year old male and female youth

Reported use of drugs/alcohol over the past 12 months

Voluntary agreement to participate

CRAFFT score of 2 or above



# Goals & Objectives of Teen Intervene

---

While abstinence is often the long-term goal of substance use disorder treatment, harm reduction is an appropriate early-stage objective.

**Teen Intervene integrates a variety of techniques to support behavior change in adolescents.** The program helps youth identify the pros and cons of substance use.

- Youth explore the underlying reasons for their substance use.
- Participants learn new skills that promote substance-free and healthier behaviors.
- Youth are encouraged to take responsibility for their own behavior change.



# Timeline of Referrals

---

- A Comprehensive Mental Health Assessment is completed by a mental health professional on every youth by 7 days of detainment to identify unmet mental health needs.
- If a youth acknowledges a history of substance use in the past 12 months, they are administered the CRAFFT. If youth score a 2 or above on the CRAFFT, they are placed on the waitlist to begin the program.
- Youth who acknowledge substance use beyond alcohol and marijuana are placed as a high priority on the waitlist.

# Components of Teen Intervene

---



- **Mental Health Assessments**
- **Counseling/Therapy**
  - Cognitive Behavioral Therapy
  - Stages of Change Model
  - Motivational Interviewing
- **Health Education**
- **Additional for Maricopa County:**
  - Pathways to Sobriety
- **Evaluation of Program**

# Health Education

---



Participants receive a Health Education session with a Registered Nurse to cover the following topics:

Addiction and  
the Brain

Electronic  
Cigarettes and  
Vaping

How Alcohol  
Affects your  
Brain and Body

How Marijuana  
Affects Your  
Developing  
Brain

How to Use  
NARCAN Nasal  
Spray

Meth Drug  
Facts


Teens and  
Opioids

Teen Brain  
Development

What is  
Substance Use  
and Abuse

# Pathways to Sobriety Overview

- The Journey.do Avoiding Substance Abuse collection allows **virtual connections for youth impacted by substance use.**
- **With focus on recovery and healing,** the Journey.do program allows youth to connect to their peers, learn new skills, reflect and share their experiences.
- **One on one supports are provided to youth.** Growth and Transition plans are created with each youth to capture growth, goals, and highlight their strengths.



# Modules in Journey.do Avoiding Substance Abuse Program

The screenshot displays the 'Avoiding Substance Abuse' program interface. At the top, there is a title bar with a home icon, the text 'Avoiding Substance Abuse', and a three-dot menu icon. Below the title bar, there are two progress indicators: 'To-Do List' and 'Do 5 modules'. A '25%' completion badge is located in the top right corner. The main content area consists of a grid of 12 module cards, each with a thumbnail image and a title. The modules are: 'Making Safe Choices Around Drugs', 'Understanding Different Substances', 'Examining My Substance Use', 'Avoiding and Addressing Addiction', 'Social Influences and Peer Pressure', 'Growing My Resistance', 'How My Substance Use Affects My Family', 'Getting Support', 'Helping Others who use Substances', and 'Creating a Plan Forward'. Each card has a progress bar at the bottom and a checkmark icon in the top right corner.

**Avoiding Substance Abuse**

To-Do List

Do 5 modules

25%

**Making Safe Choices Around Drugs**

**Understanding Different Substances**

**Examining My Substance Use**

**Avoiding and Addressing Addiction**

**Social Influences and Peer Pressure**

**Growing My Resistance**

**How My Substance Use Affects My Family**

**Getting Support**

**Helping Others who use Substances**

**Creating a Plan Forward**

# Pathways to Sobriety Impact

## Youth testimony:

*“Before joining the Pathways to Sobriety group on Journey.do, I didn’t realize how wrong my mindset about using substances was. Learning more through the program opened my eyes, and now I want to make better choices-not just for myself, but to help others who might be going through the same thing”.*



# Concerns Post-Release

---

- Youth often return to the same environment
- Same peers, same stressors, same access to substance(s)
- Higher relapse window (within the first 30 days)
- Gap in services/supports for substance use treatment
- Limited continuity of care

# Substance Use Relapse Prevention Program

---



Provides an opportunity for youth who have previously completed the Teen Intervene Program during a past detainment to continue to address their substance use behaviors and goals.

- 2-4 week program with a focus on Relapse Prevention
- Emphasis on positive supports of reduced use or addressing increased use following previous release
- Further explore triggers, strategies and goals

# What Does Success Look Like Post-Release?

---



- We're looking for reduced use, not perfection
- Fewer substance use related violations
- Increased stability
- Involvement in counseling/support in the community

# How Do We Measure Change?

Substance Use Group  
PRE-Test



Check the box that best describes your CURRENT willingness to reduce your substance use.

**1** **PRE-CONTEMPLATION**  
"I don't need to change"

"I don't have any problems. I don't need to change anything."

**2** **CONTEMPLATION**  
"OK, maybe I do"

"I admit I have some problems and may need treatment but not right now."

**3** **PREPARATION**  
"So, what do I do?"

"I want to work at change and getting healthier. I take responsibility for my substance use."

**4** **ACTION**  
"Let's do this!"

"I can change and I'm working on it."

**5** **MAINTENANCE**  
"I did it"

"I made changes already and am continuing to do so."

- Administered at the beginning/end of the program to identify movement across the stages of change.
- Stage increase = increased readiness.
- Readiness predicts future behavior change.



**Teen Intervene Program Evaluation:  
ASU Youth Justice Lab**  
*Savanna Allen, M.S., & Adam Fine, Ph.D.*

# Evaluation Approach



## Data (based on post-survey completion date)

- Program Year 1 (September 2023–August 2024): 66 youth
- Program Year 2 (September 2024–August 2025): 170 youth

## Surveys

- Overall Program Satisfaction
- Five Outcomes

# Evaluation Approach



## Overall Program Satisfaction

- **99%: Found the program helpful**
- **95%: Would recommend the program**
- **94% Would do the program again**
- **98%: Found the worksheets helpful**
- **82%: Learned new health information**

# Evaluation Approach



## Five Outcomes

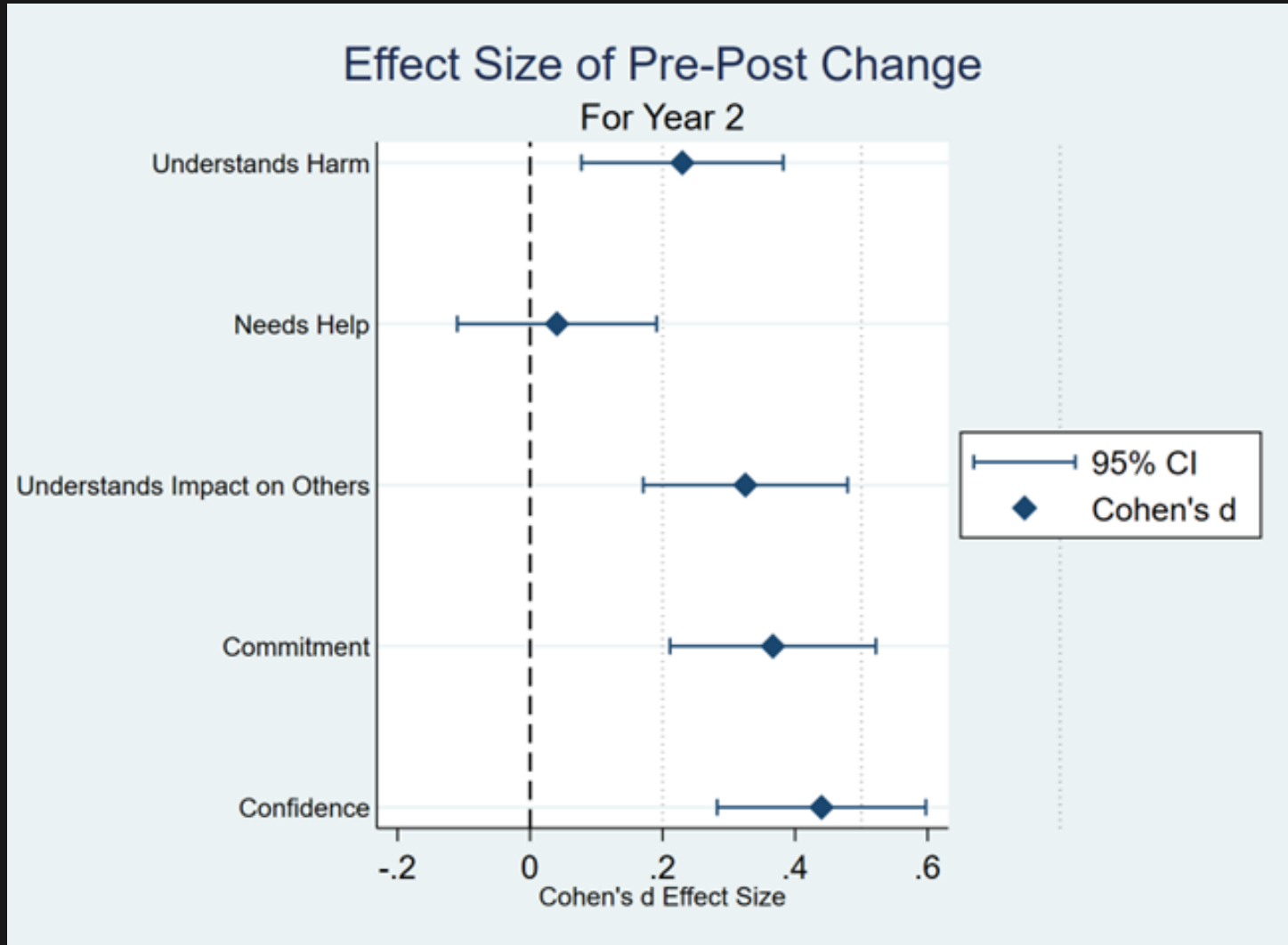
- **Understand Bodily and Mental Harm of Substance Use**
  - I understand how drugs can hurt my body and brain
- **Needs Professional Help to Reduce Substance Use**
  - I need professional help to reduce my substance use
- **Understands Impact of Substance Use on Others**
  - I understand how my substance use worries the people I care about.
- **Commitment to Reducing Substance Use**
  - Average of two items:
    - I want to reduce my substance use now
    - I don't really care about reducing my substance use.
- **Confidence in Their Ability to Reduce Substance Use**
  - Average of three items:
    - If I try, I can reduce my substance use
    - I believe that I can reduce my substance use
    - I don't really know if I can reduce my substance use.

*Response Scale: 1 = Strongly Disagree; 2 = Disagree 3 = Agree; 4 = Strongly Agree*

# Evaluation Approach



## Five Outcomes



# Take-Home Messages



## Program Satisfaction

- Youth were very satisfied with the Teen Intervene program
- Nearly all (~9 in 10 youth) agreed that the program was helpful, would recommend it to a friend, and would participate again if needed
- ~4 out of every 5 kids learned new health information

## Improvements in 4 out of 5 Outcome Measures

- Better understanding of the harms of substance use, greater awareness of how their use affects others, increased commitment to reducing their use, and more confidence in their ability to do so
- No changes in perceived need for professional help.

# ASU Universal Learner Credits in Juvenile Detention

**ASU** Arizona State University

## ASU Universal Learner Courses

Home How it works Explore courses Help center ASU Universal Pathways Newsroom Login Register

### Jumpstart your path to college with ASU Universal Learner Courses

Earn college credits from ASU at an affordable cost — and with no risk to your GPA.

Get started

# Universal Learner Courses (ULC)

## Arizona State University

- Inexpensive
  - \$25 enrollment
  - \$400 to post to transcript
- Flexible
  - Designed for all ages
- Transferable Credits
- No admission application required
- Variety of Courses
  - 75 courses in various fields
    - STEM
    - Humanities
    - Business
    - Leadership

# ASU Universal Pathways

- **Earned Admission to ASU**
- **Skill Building Certificates**
- **Transferable Credits**

# Maricopa County Juvenile Detention

- **2025 Average daily population**
  - 154
- **2025 Average length of stay**
  - 24 days
- **Remanded youth**
  - Avg 1/3 of population
- **Maricopa County Regional School District**
  - **2024-2025 Graduates**
    - 21 GED
    - 21 HS

# ASU Partnership

## Need

- Keep kids engaged
- Safety
- AZ Detention Standards
- Provide opportunities

## Barriers

- Technology
- Finances
- Processes between entities
- Safety and Security

# Accomplishments to date

**66**  
**Students**

**189**  
**Courses**

**574**  
**Credits**  
**Earned**

**3.5**  
**Average**  
**GPA**

Journey.do

# Journey.do

The screenshot displays the Journey.do app interface, which is organized into three main sections, each representing a different educational module. Each module includes a 'To-Do List' and a progress indicator (0% completion).

- Module 1: Gun Safety: Making Good Choices**
  - To-Do List: Connect to 6 stories
  - Progress: 0%
  - Modules:
    - Why Gun Safety
    - Impact of Choices
    - Gun Safety 101
- Module 2: Gun Safety: Protecting Futures**
  - To-Do List: Connect to 6 stories
  - Progress: 0%
  - Modules:
    - Keeping a Cool Head
    - Choosing Healthy Friendships
    - Doing Positive Activities
- Module 3: Gun Safety: Protecting Futures**
  - To-Do List: Do 3 modules
  - Progress: 0%
  - Modules:
    - Talking with Others
    - Protecting My Future
    - Sharing My Gun Safety Story

# Project SAFE

Journey.do  
component to Project  
SAFE along with in  
person sessions

Justice Lab Data  
Collection and  
Analysis

# Preliminary Results

## How does the program impact youth?

### Increased Safety Without Guns and Awareness

- **85.7%** said they know how to stay safe without carrying a gun.
  - **85.7%** think about how carrying a gun could risk their life and future.
- Only **3.6%** believe that carrying a gun makes them look cooler after the program.*

### Growth in Problem-Solving and Emotional Control

- **85.7%** feel they can stay calm without getting violent even if someone threatens them or someone they care about.
- **89.3%** now know how to solve serious problems or conflicts without relying on a gun.

### Personal Development and Support

- **92.9%** report learning new skills that will help them become a better version of themselves.
- **85.7%** feel they are making good life choices.
- **82.1%** feel comfortable asking for help from people who want to support them.

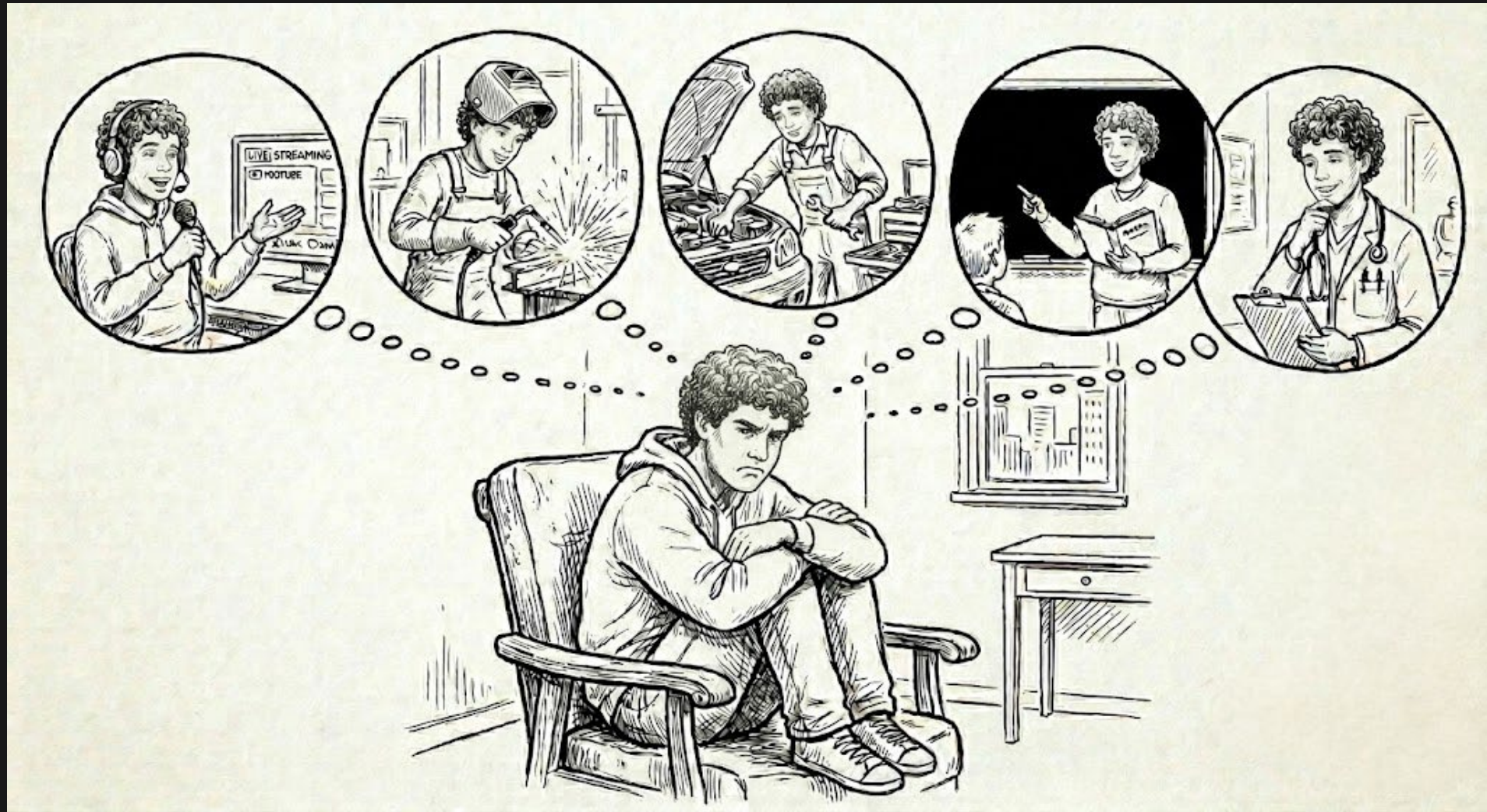
### Mixed Reflections on Program Participation

- **32.1%** still agreed that carrying a gun makes them safer.
- **75%** said that, in hindsight, they agree they should have been placed in the program—indicating notable youth buy-in.

# FORGE Model



**Why do we have a separate  
juvenile justice system?**



Unfortunately, developmentally, nothing magic happens between days 6749 → 6750

# FORGE Model

*Fostering Opportunities for Resiliency, Growth, and Empowerment*

4 Core Tenets:

1. Given the right set of supports and resources, every young person is capable of growth.

2. Relationships grounded in trust and understanding, rather than coercion and control, promote meaningful change and personal growth.

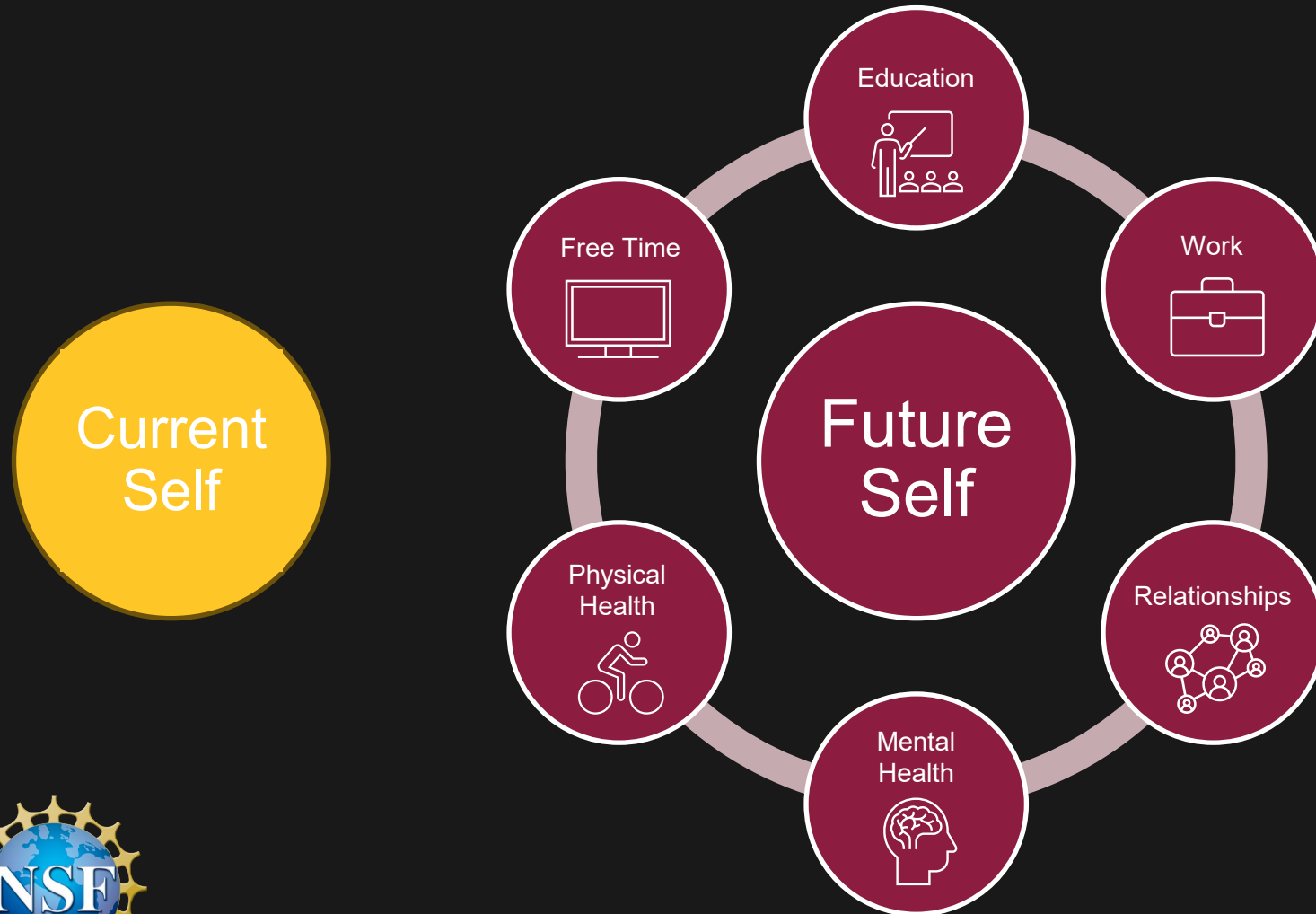
3. Authentic engagement with young people and their circle of care is essential to supporting positive youth development and reducing recidivism.

4. The most promising path to promoting positive outcomes and reducing recidivism is through positive engagement in prosocial activities that are personally meaningful to the young person.



# FORGE Model

*Fostering Opportunities for Resiliency, Growth, and Empowerment*



## Key Questions

1. How does the young person see themselves in the future?
2. What kinds of positive, prosocial activities do they enjoy?
3. Does the young person have any unmet needs?



Thank you!

[Adfine@asu.edu](mailto:Adfine@asu.edu)

[Michaella.AguilarHes@jbazmc.Maricopa.gov](mailto:Michaella.AguilarHes@jbazmc.Maricopa.gov)

[Lori.Bustamante@jbazmc.Maricopa.gov](mailto:Lori.Bustamante@jbazmc.Maricopa.gov)